



# New Student Login Instructions

Office of Undergraduate Admission

401-254-3500

800-458-7144 x3500

[admit@rwu.edu](mailto:admit@rwu.edu)

*As a new student, we understand there are many important things to keep track of as you navigate your way through your New Student checklist. Below is a helpful guide to help you keep the locations and login credentials for your checklist items organized all in one place.*

## What is my RWU Username and password?

**Your RWU username** is comprised of your first initial, your last name, and three digits. The three digits are the fourth number in your birthday, the last number in your student ID, and the last number of your Social Security Number.

**Your RWU password: Your RWU default password** is comprised of your initials, the last four digits of your social security number and capital "RWU". If you've already reset your default password, but cannot recall your new password, please visit <https://passwords.rwu.edu> to change your password.

## Example User: John Doe

Birthdate: 01/31/1991  
 Student ID: 1123456  
 Last 4 of SSN\*: 4425  
 Username: jdoe165  
 Password (default): jd4425RWU

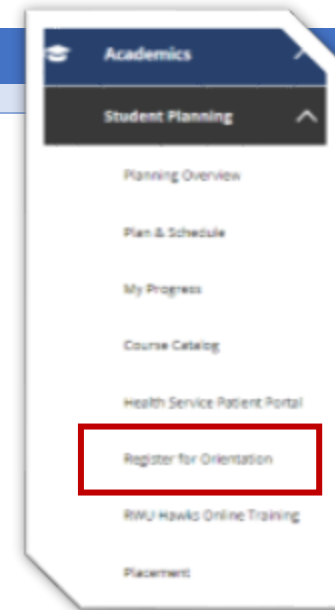
*\*if you are an international student and do not have an SSN, please contact the Office of Admission for your login credentials*

## Your RWU Login Credentials

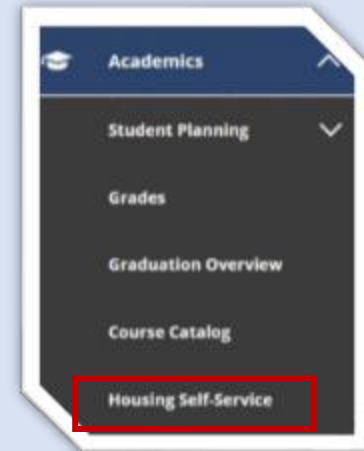
Task	System Name	Description	URL	How to login in
Log in to Roger Central	Roger Central	<b>This is now your RWU Student Portal.</b>  Once you are officially a student at RWU, you will use Roger Central to navigate through your new student checklist	<a href="https://rogercentral.rwu.edu">https://rogercentral.rwu.edu</a>	<b>Username:</b> Use your RWU <a href="mailto:username@academics.rwu">username@academics.rwu</a>  <b>Password:</b> Use your RWU password
Log in to your RWU Google Account	RWU Google	<b>This is now your RWU Student email account.</b>	<a href="https://accounts.google.com">https://accounts.google.com</a>	<b>Username:</b> Use your RWU <a href="mailto:username@g.rwu.edu">username@g.rwu.edu</a>  <b>Password:</b> Use your RWU password when signing into your account for the first time. You will be required to change your password upon successfully accessing your account.

## To Do: November

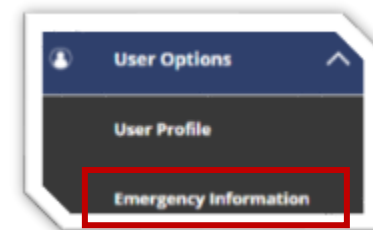
Task	System Name	Description	Instructions
Register for Orientation	Roger Central	<b>This is the site you will use to register for orientation. No additional login credentials are needed!</b>	<a href="https://rogercentral.rwu.edu">https://rogercentral.rwu.edu</a>  <i>In Roger Central, go to Academics &gt; Student Planning Menu &gt; Register for Orientation</i>



New Student Housing Application <i>(if you are living on campus)</i>	Roger Central	<b>This is where you will complete your New Student Housing Application form if you will be residing in campus housing.</b>	<a href="https://rogercentral.rwu.edu">https://rogercentral.rwu.edu</a>  <i>In Roger Central, Click Academics &gt; Housing Self-Service</i>  <b>Username:</b> Use your RWU <a href="mailto:username@academics.rwu">username@academics.rwu</a>  <b>Password:</b> Use your RWU password
---	---------------	---	---



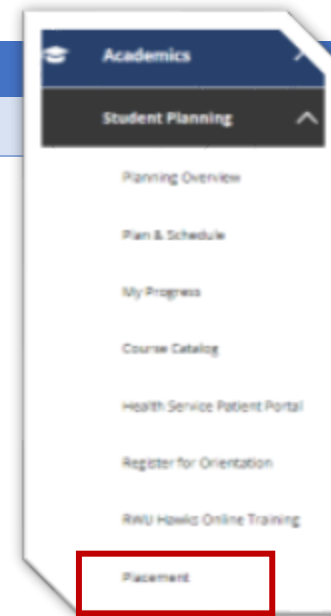
Update your emergency/personal contact information	Roger Central	<b>This is where you will update your emergency/personal contact information</b>	<a href="https://rogercentral.rwu.edu">https://rogercentral.rwu.edu</a>  <i>In Roger Central, click User Options &gt; Emergency Information</i>  <b>Once you are logged into Roger Central, there are no additional login credentials needed.</b>
--	---------------	--	---



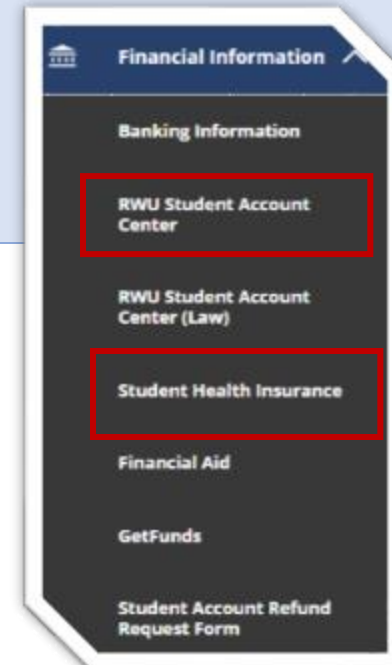
## To Do: December

Task	System Name	Description	How to login in
Take your academic placement test(s)	Roger Central	<b>This is the site you'll use to review the placement testing by subject requirements before logging in to take your placement tests.</b>	<a href="https://rogercentral.rwu.edu">https://rogercentral.rwu.edu</a> <i>In Roger Central, go to Academics &gt; Student Planning Menu &gt; Placement</i>

Modern Language (Bridges)	Mathematics	Writing
<b>Username:</b> Use your RWU username only <u>WITHOUT</u> the @academics.rwu <b>Password:</b> Use your RWU password	Create an account by entering first name, last name, student ID, and email address. Then, specify your login ID – it's recommended to use the first initial of you first name and all of your last name	You do not require a username or password to login, <b>just enter your RWU student ID &amp; your name</b> onto the writing survey in the fields provided.



Waive or Enroll in University-Provided Health Insurance	Roger Central	<b>This is the site you will use to waive/accept University provided Health insurance.</b>	<a href="https://rogercentral.rwu.edu">https://rogercentral.rwu.edu</a> <i>In Roger Central, click Financial Information &gt; Student Health Insurance</i>  You do not require a username or password to login, just <b>enter your Date of Birth and Student ID number.</b>
---	---------------	--	--



Login to Student Account Center and review your fall semester bill	Roger Central	<b>This is where you will receive billing statements, view account activity, make payments, and enroll in payment plans.</b>	<a href="https://rogercentral.rwu.edu">https://rogercentral.rwu.edu</a> <i>In Roger Central, click Financial Information &gt; RWU Student Account Center &gt; Login with School credentials</i>  <b>Username :</b> Use your RWU <a href="mailto:username@academics.rwu">username@academics.rwu</a> <b>Password:</b> Use your RWU password  <b>*Students will need to grant access to parents through their Student Account Center (SAC).</b> Once logged in as a student, click 'Manage Account Access' on the top right corner of the screen and add an Authorized user. Once you add the Authorized users, they will get an email to set up their own profile for access into the Student Account Center
--	---------------	--	--

Complete your Health and Immunization Forms

Roger Central

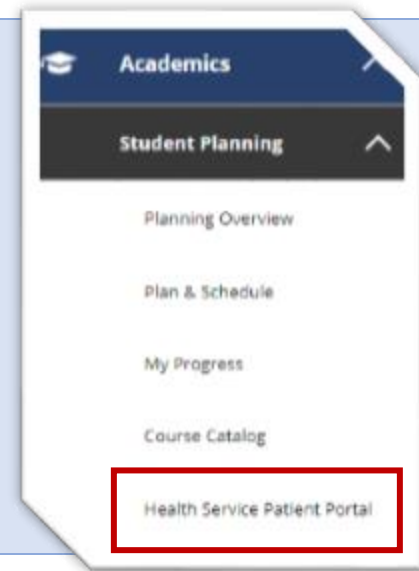
This is where you will manage your Health and Immunization records.

<https://rogercentral.rwu.edu>

*In Roger Central, click Academics > Student Planning Menu > Health Service Patient Portal*

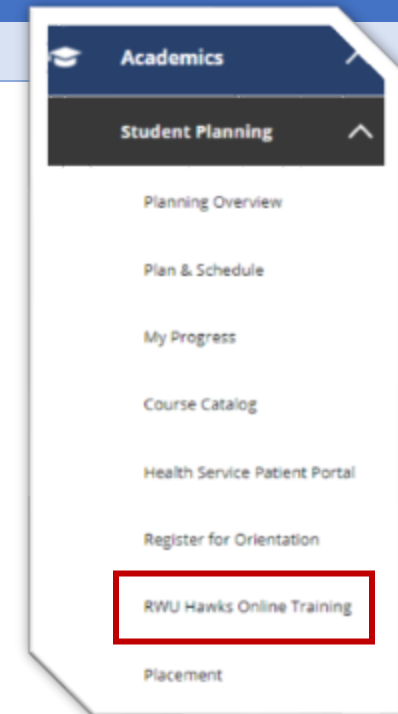
**Username:** Use your RWU username only **WITHOUT** the @academics.rwu

**Password:** Use your RWU password



## To Do: January

Task	System Name	Description	How to Login
RWU Hawks Online Training	Roger Central	This is where you will complete the three required online courses in (1) equity and inclusion, (2) sexual assault prevention, and (3) alcohol education	<p><a href="https://rogercentral.rwu.edu">https://rogercentral.rwu.edu</a></p> <p><i>In Roger Central, click Academics &gt; Student Planning Menu &gt; RWU Hawks Online Training</i></p> <p><b>Username:</b> Use your RWU username only <b>WITHOUT</b> the @academics.rwu</p> <p><b>Password:</b> Use your RWU password</p>



Finalize your Aid

Roger  
Central

**This is will bring you to the financial aid portal where you will manage your financial aid.**

<https://rogercentral.rwu.edu>

*In Roger Central, click Financial Information > Financial Aid*

